


How to Dispose of Waste

There are different collection days for different areas and different kinds of waste in Sakaide. Refer to the brochure “How to separate and dispose of waste and recyclables.”

After separating waste according to the type, put it out in the designated place by 8:30am on the collection day.

Put burnable and unburnable waste in the designated trash bags which are sold at supermarkets around Sakaide.

For more information on collection days and places, please contact the Living Environment Division at City Hall (TEL 0877-46-4503).



Designated trash bag for burnable and unburnable waste

App for Waste Disposal Promotion: San R (3 R's)

If you don't know how to dispose of waste according to the types of garbage, how to separate your garbage, or what days to put various kinds of garbage out for pick up, please make use of the free App “San R (3 R's)” (Available only in Japanese) and it will help you understand how to dispose of your waste properly.




Download from Apple Store







Download from Google Play


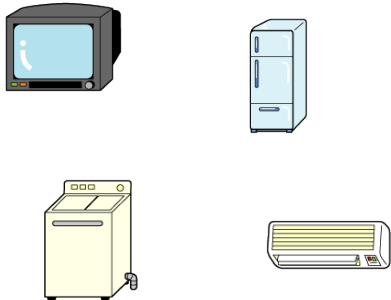
How to separate and dispose of waste and recyclables

Please put out waste and recyclables by 8:30 a.m. on the set collection days in the designated location. Garbage collection days vary by categories and areas. Please contact the Living Environment Division for further information (TEL 0877-46-4503).

Types	Items	Notes
<p>Burnable Waste</p>	<p>kitchen trash, waste papers, ash, blanket, shoes, scrap of woods, clothes, video tapes, disposable diapers, rubber products, polystyrene foams, cushioning materials, wrapping materials, vinyl (thin plastic) products</p> 	<ul style="list-style-type: none"> ● Put trash in designated trash bags. ● Drain water completely. ● Trash should not exceed designated trash bags in size. ● Wrap bamboo skewers in paper so that they don't cause injuries. ● Let ash soak up water to extinguish a fire. ● There should only be a small amount of wood scraps per disposal. ● Use absorbent paper or cloth to absorb oils or use coagulating agent to harden it before disposal. ● Containers or trays on which oils or stains don't come off belong to burnable waste.

<p>Unburnable Waste</p>	<p>plastic products, toys, toothbrushes, hangers, irons, aluminums, glasses, metals, small electric appliances such as rice cooker, hand mirrors, radios, cameras, ceramics, umbrellas, fluorescent light bulbs under 60 cm</p> 	<ul style="list-style-type: none"> • Put trash in designated trash bags. • Wrap dangerous waste such as broken glass, razor blades, and needles in paper. • Glass bottles and cans on which stains don't come off after rinsing belong in unburnable waste category.
<p>Recyclables</p>	<p>glass bottles, jars, cans, plastic bottles with the mark below, batteries, lighters</p> 	<ul style="list-style-type: none"> • Separate spray cans and gas cylinders for portable kitchen stoves from other cans. • Sort glass bottles into four categories: brown bottles, transparent bottles, beer and Sake bottles, and others. • Remove bottle caps and sort them into either the unburnable or the recyclables category. • Make sure lighters are empty before disposing of them. • Glass bottles, jars, cans and plastic bottles should be rinsed before disposal. • Please sort all recyclables in their proper categories, and put them in the correct boxes and baskets at the designated collection points, on designated collection days for your residential area.

<p>Recyclables</p>	<p>plastic containers and wrapping materials with the mark below: yogurt cups, pudding cups, instant noodle cups, foam trays, egg containers, shampoo bottles, soy sauce bottles, plastic caps, transparent wrapping films, ketchup bottles, plastic bags</p> 	<ul style="list-style-type: none"> ● Put trash in transparent plastic bags. ● Rinse containers or trays with water. ● Remove bottle caps and sort them according to type. ● Containers or trays on which oils or stains don't come off belong to burnable waste.
	<p>newspapers, paper flyers, paper cartons, cardboard boxes, magazines, wrapping papers</p> 	<ul style="list-style-type: none"> ● Rinse, dry, cut open, and flatten milk cartons. ● Milk cartons that are not white inside can be disposed as burnable waste. ● Bundle papers according to type: cardboard; newspapers and paper flyers; magazines and thick papers; milk cartons. ● Remove vinyl, plastics and metals attached to magazines or papers.

<p>Bulk Waste</p>	<p>furniture, beds, glass doors, tatami mats, bicycles, screens, electric appliances (excluding air conditioners, TVs, washing machines, refrigerators, and small electric appliances which must be disposed as unburnable waste.</p> 	<ul style="list-style-type: none"> • Fees will be charged each item that must be individually collected. • Notify the Living Environment Division of City Hall in advance and set a collection day if you wish an item to be individually collected (TEL 0877-46-4503). You should pay the collection fees in advance and keep the receipt to show the city worker on the collection day. • If you wish deliver the item yourself, transport it directly to Sakaide Recycle Plaza (TEL 0877-44-2320); 1,000 yen for 100 kg, 100 yen per every additional 10 kg, open Mon-Fri 1-4pm; and the second Sunday of every month 9-12 am and 1-4 pm • Depending on your type of household, bulky waste charges can possibly be waived. • Certain bulky waste cannot be dealt with by the city. <p>Please inquire at the Living Environment Division for details (TEL 0877-46-4503).</p>
<p>Electric appliances recycling</p>	<p>washing machines, air conditioners, televisions, refrigerators</p> 	<ul style="list-style-type: none"> • The items in this category incur a fee when you dispose of them. Please request that the retailer from whom you purchased the item originally or the retailer from whom you will purchase the replacement item picks up the unwanted item. You will be charged for transportation. • Fees vary according to the size of the product and the manufacturer.